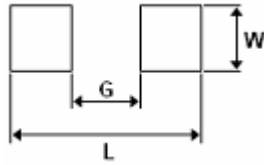


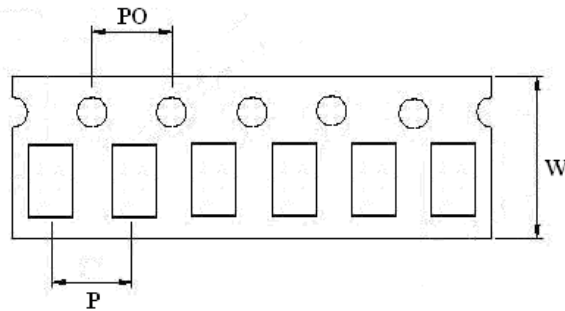
# SPECIFICATION FOR APPROVAL

PAD LAYOUT: (UNIT: mm)



ITEM	L (Ref.)	W (Ref.)	G (Ref.)
LCB 1005	2.2	0.7	0.4
LCB 1608	2.8	1.0	0.6
LCB 2012	3.2	1.5	0.6
LCB 3216	4.4	1.8	1.2
LCB 4516	5.8	1.8	2.0
LCB 4532	5.8	3.4	2.0

PACKAGING QUANTITY: (UNIT: mm)



TYPE	W(Ref)	P(Ref)	Po(Ref)	PCS / REEL
LCB1005	2.0	2.0	8.0	10000
LCB1608	8.0	4.0	4.0	4000
LCB2012	8.0	4.0	4.0	4000
LCB3216	8.0	4.0	4.0	3000
LCB4516	12.0	4.0	4.0	2000
LCB4532	12.0	8.0	8.0	1000

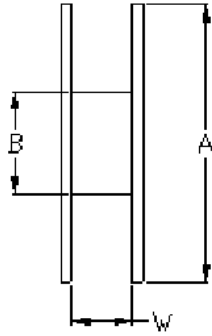
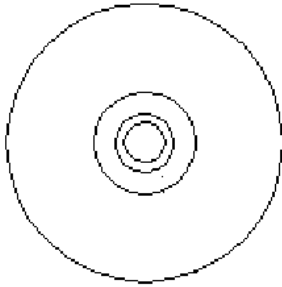
CORE MASTER ENTERPRISE CO., LTD.



<http://www.coremaster.com.tw>

# SPECIFICATION FOR APPROVAL

PACKAGING QUANTITY: (UNIT: mm)



TYPE	A (Ref)	B (Ref)	W (Ref)
LCB1005	178	75	10
LCB1608	178	75	10
LCB2012	178	75	10
LCB3216	178	75	10
LCB4516	178	75	14
LCB4532	178	75	14

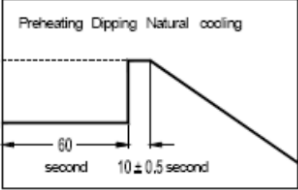
**CORE MASTER ENTERPRISE CO., LTD.**

<http://www.coremaster.com.tw>



# SPECIFICATION FOR APPROVAL

## RELIABILITY AND TEST CONDITIONS:

Item	Performance	Test Condition															
Operating Temperature	-40~+125°C																
Rated Current	Refer to standard electrical characteristics list.																
Temperature Rise Test	40°C max. ( $\Delta t$ )																
Solder heat Resistance	Appearance: No significant abnormality. Inductance change: Within $\pm 30\%$ .	Preheat: 150°C, 60sec. Solder : H63A Solder temperature: 260+0-5°C Flux: rosin Dip time: 10 $\pm$ 0.5sec. <div style="text-align: right;">  </div>															
Thermal shock		Condition for 1 cycle Step1: -25 $\pm$ 2°C 30 $\pm$ 3 min. Step2: Room temperature 15 min. Step3: +105 $\pm$ 2°C 30 $\pm$ 3 min. Step4: Room temperature 15 min. Number of cycles: 50 <table border="1" style="margin-left: auto; margin-right: auto; border-collapse: collapse;"> <thead> <tr style="background-color: #cccccc;"> <th>Phase</th> <th>Temperature(°C)</th> <th>Time(min)</th> </tr> </thead> <tbody> <tr> <td style="text-align: center;">1</td> <td style="text-align: center;">-25<math>\pm</math>2°C</td> <td style="text-align: center;">30<math>\pm</math>3</td> </tr> <tr> <td style="text-align: center;">2</td> <td style="text-align: center;">Room Temp.</td> <td style="text-align: center;">15</td> </tr> <tr> <td style="text-align: center;">3</td> <td style="text-align: center;">+105<math>\pm</math>2°C</td> <td style="text-align: center;">30<math>\pm</math>3</td> </tr> <tr> <td style="text-align: center;">4</td> <td style="text-align: center;">Room Temp.</td> <td style="text-align: center;">15</td> </tr> </tbody> </table>	Phase	Temperature(°C)	Time(min)	1	-25 $\pm$ 2°C	30 $\pm$ 3	2	Room Temp.	15	3	+105 $\pm$ 2°C	30 $\pm$ 3	4	Room Temp.	15
Phase	Temperature(°C)	Time(min)															
1	-25 $\pm$ 2°C	30 $\pm$ 3															
2	Room Temp.	15															
3	+105 $\pm$ 2°C	30 $\pm$ 3															
4	Room Temp.	15															
Humidity Resistance Test	Appearance: no damage Inductance: within $\pm 30\%$ of initial value.	Measured: 50 times Temperature: 40 $\pm$ 2°C. Applied current: rated current. Duration: 500 hrs. Humidity: 90~95%															
High Temperature Resistance Test		Temperature: 105 $\pm$ 2°C. Applied current: rated current. Duration: 500 hrs.															